

**VIGNAN INSTITUTE OF ENGINEERING FOR WOMEN**  
**(A Unit of Lavu Educational Society)**  
**VISAKHAPATNAM**  
**INCOME & EXPENDITURE ACCOUNT FOR THE YEAR ENDING 31.03.2018.**

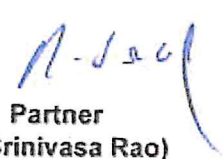
| EXPENDITURE   | AMOUNT              | INCOME  | AMOUNT              |
|---|---------------------|---|---------------------|
| To Salaries & Other Benefits<br>(As per Annexure - I)                   | 8,35,62,881         | By <u>Income</u><br>Fees collections & Others<br>(As per Annexure - IV) | 9,34,29,180         |
| To Administration &<br>Establishment Expenses<br>(As per Annexure - II) | 1,85,19,066         |   |                     |
| To Other Expenses<br>(As per Annexure - III)                            | 25,117              |   |                     |
| To Depreciation   | 1,71,85,664         | To Excess of Expenditure Over<br>Income                                 | 2,58,63,548         |
| <b>TOTAL</b>  | <b>11,92,92,728</b> | <b>TOTAL</b>  | <b>11,92,92,728</b> |

for VIGNAN INSTITUTE OF ENGINEERING FOR WOMEN  
(A Unit of Lavu Educational Society)

  
PRESIDENT

Station : Guntur  
Date : 01-10-2018

for M/s Punnaiah & Co.,  
Chartered Accountants

  
Partner

(B. Srinivasa Rao)  
Membership Number : 208788



  
**PRINCIPAL**  
Vignan's Institute of  
Engineering for Women  
K.J.Peta, VSEZ (P.O.),  
Visakhapatnam-49.

**VIGNAN INSTITUTE OF ENGINEERING FOR WOMEN**  
**(A Unit of Lavu Educational Society)**  
**VISAKHAPATNAM**  
**STATEMENT OF AFFAIRS AS AT 31.03.2018.**

| LIABILITIES                                  | AMOUNT              | ASSETS                                 | AMOUNT              |
|--|---------------------|--|---------------------|
| <b>HEAD OFFICE:</b>                          | 15,00,96,192        | <b>FIXED ASSETS:</b>                   | 13,15,24,647        |
| As per Schedule - I                          |                     | As per Schedule - IV                   |                     |
| <b>SECURED LOANS:</b>                        | -                   | <b>CURRENT ASSETS:</b>                 |                     |
| As per Schedule - II                         |                     | <b>Cash &amp; Bank Balances:</b>       | 28,50,770           |
|  |                     | As per Schedule - V                    |                     |
| <b>CURRENT LIABILITIES &amp; PROVISIONS:</b> | 1,08,60,008         | <b>Deposits &amp; Fees Receivables</b> | 2,37,60,791         |
| As per Schedule - III                        |                     | As per Schedule - VI                   |                     |
|  |                     | <b>LOANS &amp; ADVANCES:</b>           | 28,19,992           |
|  |                     | As per Schedule - VII                  |                     |
| <b>TOTAL</b>                                 | <b>16,09,56,200</b> | <b>TOTAL</b>                           | <b>16,09,56,200</b> |

for VIGNAN INSTITUTE OF ENGINEERING FOR WOMEN  
(A Unit of Lavu Educational Society)

  
PRESIDENT


Station : Guntur  
Date : 01-10-2018

for M/s Punnaiah & Co.,  
Chartered Accountants

  
Partner

(B. Srinivasa Rao)  
Membership Number : 208788




  
PRINCIPAL  
Vignan's Institute of  
Engineering for Women  
K.J.Peta, VSEZ (P.O.),  
Visakhapatnam-49.

**VIGNAN INSTITUTE OF ENGINEERING FOR WOMEN :: VISAKHAPATNAM**  
(A Unit of Lavu Educational Society)

ANNEXURE TO INCOME AND EXPENDITURE STATEMENT FOR THE YEAR ENDED 31st MARCH, 2018.

| PARTICULARS                          | AMOUNT (Rs.)        |
|--------------------------------------|---------------------|
| <b>ANNEXURE - I</b>                  |                     |
| <b>Salaries &amp; Other Benefits</b> |                     |
| Salaries                             | 8,14,29,256         |
| Medical Expenses                     | 5,246               |
| Remueration                          | 1,96,650            |
| Provident Fund                       | 8,39,413            |
| E.S.I.                               | 2,95,721            |
| Staff Welfare                        | 7,96,595            |
| <b>TOTAL</b>                         | <b>8,35,62,881</b>  |
| <b>ANNEXURE - II</b>                 |                     |
| <b>Administrative Expenses</b>       |                     |
| Advertisement & Publicities          | 94,550              |
| Affiliation Fee                      | 9,06,000            |
| Bank Charges                         | 16,935              |
| Books, Papers & Periodicals          | 1,50,441            |
| College Maintenance                  | 24,40,988           |
| Communication Cost                   | 3,89,984            |
| Computer Maintenance                 | 73,406              |
| Electricity Charges                  | 12,88,913           |
| Functions & Celebrations             | 2,78,698            |
| Insurance Charges                    | 1,20,714            |
| Interest                             | 65,45,857           |
| Laboratory Maintenance               | 1,10,672            |
| Office Maintenance                   | 1,351               |
| Printing & Stationary                | 8,52,340            |
| Rates & Taxes                        | 21,83,987           |
| Faculty Development Charges          | 1,83,074            |
| E-Governance                         | 1,22,049            |
| Student Welfare                      | 11,18,063           |
| Repairs & Maintenance (Buildings)    | 9,79,919            |
| Repairs & Maintenance (Others)       | 3,44,075            |
| Sports Maintenance                   | 32,024              |
| Travelling & Conveyance              | 2,85,027            |
| <b>TOTAL</b>                         | <b>1,85,19,066</b>  |
| <b>ANNEXURE - III</b>                |                     |
| <b>Other Expenses</b>                |                     |
| Transport Charges                    | 25,117              |
| <b>TOTAL</b>                         | <b>25,117</b>       |
| <b>Total of Expenditure</b>          |                     |
|                                      | <b>10,21,07,064</b> |
| <b>ANNEXURE - IV</b>                 |                     |
| <b>Income</b>                        |                     |
| Tuition Fees                         | 9,11,45,210         |
| Grants Received                      | 16,74,360           |
| Interest received                    | 2,21,304            |
| Miscellaneous Income                 | 3,88,306            |
| <b>Total of Income</b>               |                     |
|                                      | <b>9,34,29,180</b>  |




PRINCIPAL  
Vignan's Institute of  
Engineering for Women  
K.J.Peta, VSEZ (P.O.),  
Visakhapatnam-49.



**VIGNAN INSTITUTE OF ENGINEERING FOR WOMEN :: VISAKHAPATNAM**  
**(A Unit of Lavu Educational Society)**  
**SCHEDULES TO STATEMENT OF AFFAIRS AS AT 31st MARCH, 2018.**

| PARTICULARS   | AMOUNT (Rs.)        |
|---|---------------------|
| <b>SCHEDULE - I</b>                                       |                     |
| <b>CAPITAL FUND AND RESERVES:</b>                         |                     |
| Capital Fund & Reserves                                   | 16,62,34,685        |
| Add:Current Year Drawings                                 | 97,25,055           |
| Add:Current Year Surplus/(Deficit)                        | (2,58,63,548)       |
| <b>TOTAL</b>  | <b>15,00,96,192</b> |
| <b>SCHEDULE - II</b>                                      |                     |
| <b>SECURED LOANS:</b>                                     |                     |
| <b>SCHEDULE - III</b>                                     |                     |
| <b>CURRENT LIABILITIES &amp; PROV.</b>                    |                     |
| <b>SUNDRY CREDITORS:</b>                                  |                     |
| ECR & DST Projects a/c                                    | 2,62,924            |
| Electronics Systems & Services                            | 21,635              |
| Infrastructure Fee(JNTUK)                                 | 63,45,518           |
| Machine Tools Traders                                     | 1,04,389            |
| NETTLINX LTD  | 26,550              |
| Paramount Book Distributors                               | 1,39,325            |
| Satya Sai Fire Services                                   | 6,020               |
| Sri Krishna Chaitanya Printers                            | 39,200              |
| Sri Surya Enterprises                                     | 1,47,000            |
| Student Exam Fee  | 9,59,372            |
| Student Scholarships                                      | 19,72,010           |
| V.Suma (15NM1A05B9)                                       | 5,869               |
| <b>TOTAL - A</b>  | <b>1,00,29,812</b>  |
| <b>PROVISIONS:</b>  |                     |
| Outstanding Expenses                                      | 1,50,214            |
| Professional Tax Payable                                  | 3,05,900            |
| Provident Fund Payable                                    | 1,53,691            |
| Salaries Payable  | 2,20,391            |
| <b>TOTAL - B</b>  | <b>8,30,196</b>     |
| <b>Total Current Liabilities &amp; Provisions (A + B)</b> | <b>1,08,60,008</b>  |




  
**PRINCIPAL**  
 Vignan's Institute of  
 Engineering for Women  
 K.J.Peta, VSEZ (P.O.),  
 Visakhapatnam-49.

**VIGNAN INSTITUTE OF ENGINEERING FOR WOMEN :: VISAKHAPATNAM**  
 (A Unit of *Lavvu Educational Society*)  
**SCHEDULE TO DEPRECIATION FOR THE YEAR 2017-'18**

| Sl. No | Particulars                     | Depreciation Rate | Gross Block     |           |            |           | Depreciation    |                 |              | Net Block       |                      |                      |
|--------|---------------------------------|-------------------|-----------------|-----------|------------|-----------|-----------------|-----------------|--------------|-----------------|----------------------|----------------------|
|        |                                 |                   | As on 01-04-'17 | Additions |            | Deletions | As at 31-03-'18 | As on 01-04-'17 | For the Year | As at 31-03-'18 | WDV as at 31.03.2017 | WDV as at 31.03.2018 |
|        |                                 |                   |                 | Before    | After Sept |           |                 |                 |              |                 |                      |                      |
| 1      | Land                            | 0%                | 12,40,348       | -         | -          | -         | 12,40,348       | -               | -            | -               | 12,40,348            | 12,40,348            |
| 2      | Buildings                       | 10%               | 11,76,77,179    | -         | 70,52,027  | -         | 12,47,29,206    | 2,70,26,432     | 94,17,676    | 3,64,44,108     | 9,06,50,747          | 8,82,85,098          |
| 3      | Computers & Software Equipments | 40%               | 76,55,035       | 75,690    | -          | -         | 77,30,725       | 74,33,716       | 1,18,804     | 75,52,520       | 2,21,319             | 1,78,205             |
| 4      | Office Equipments               | 10%               | 3,23,605        | -         | -          | -         | 3,23,605        | 93,022          | 23,058       | 1,16,080        | 2,30,583             | 2,07,525             |
| 5      | Library Books                   | 40%               | 51,94,376       | 3,82,734  | 4,10,776   | -         | 59,87,886       | 45,70,113       | 4,84,954     | 50,55,067       | 6,24,264             | 9,32,820             |
| 6      | College Equipments              | 15%               | 5,71,15,372     | 96,865    | 4,28,021   | -         | 5,76,40,258     | 2,39,15,686     | 50,26,584    | 2,89,42,270     | 3,31,99,686          | 2,86,97,988          |
| 7      | Vehicles                        | 15%               | 2,51,63,100     | -         | -          | -         | 2,51,63,100     | 1,10,65,850     | 21,14,588    | 1,31,80,438     | 1,40,97,250          | 1,19,82,662          |
|        | <b>TOTAL</b>                    |                   | 21,43,69,016    | 5,55,289  | 78,90,824  | -         | 22,28,15,129    | 7,41,04,818     | 1,71,85,664  | 9,12,90,482     | 14,02,64,198         | 13,15,24,647         |

*2018*



**PRINCIPAL**  
 Vignan's Institute of  
 Engineering for Women  
 K.J.Peta, VSEZ (P.O.),  
 Visakhapatnam-49.



**VIGNAN INSTITUTE OF ENGINEERING FOR WOMEN :: VISAKHAPATNAM**  
**(A Unit of Lavu Educational Society)**  
**SCHEDULES TO STATEMENT OF AFFAIRS AS AT 31st MARCH, 2018.**

| PARTICULARS                                   | AMOUNT (Rs.)       |
|---|--------------------|
| <b>CURRENT ASSETS. LOANS &amp; ADVANCES</b>   |                    |
| <b>SCHEDULE - V</b>                           |                    |
| <b>CASH AND BANK BALANCES:</b>                |                    |
| Cash in hand                                  | 2,97,041           |
| <b>CASH AT BANKS:</b>                         |                    |
| Andhra Bank(106611100000502)                  | 21,45,918          |
| Central Bank of India (34610715111)           | 20,004             |
| Central Bank of India(3022592375)             | (1,58,174)         |
| Central Bank Of India (3606082000)            | 2,67,924           |
| State Bank of India, MRPeta,Vsp(30594579132)  | 11,851             |
| State Bank of India, SPM Br, Vsp(35385926192) | 2,66,207           |
| <b>TOTAL</b>                                  | <b>28,50,770</b>   |
| <b>SCHEDULE - VI</b>                          |                    |
| <b>Deposits &amp; Fees Receivable</b>         |                    |
| <b>Deposits :</b>                             |                    |
| Electricity Deposit                           | 2,45,250           |
| Fixed Deposit                                 | 48,75,651          |
| Tution Fee Receivable                         | 1,86,39,890        |
| <b>TOTAL</b>                                  | <b>2,37,60,791</b> |
| <b>SCHEDULE - VII</b>                         |                    |
| <b>LOANS &amp; ADVANCES:</b>                  |                    |
| Salary Advance                                | 2,61,860           |
| Prepaid Expenses                              | 10,44,297          |
| Advance for Expenses                          | 50,000             |
| Advance for Capital Works                     | 14,63,835          |
| <b>TOTAL</b>                                  | <b>28,19,992</b>   |



31/3/18  
**PRINCIPAL**  
Vignan's Institute of  
Engineering for Women  
K.J.Peta, VSEZ (P.O.),  
Visakhapatnam-49.